

Craters of the Moon and Yale Peninsula Area Planning

Monday, October 16, 2017

9

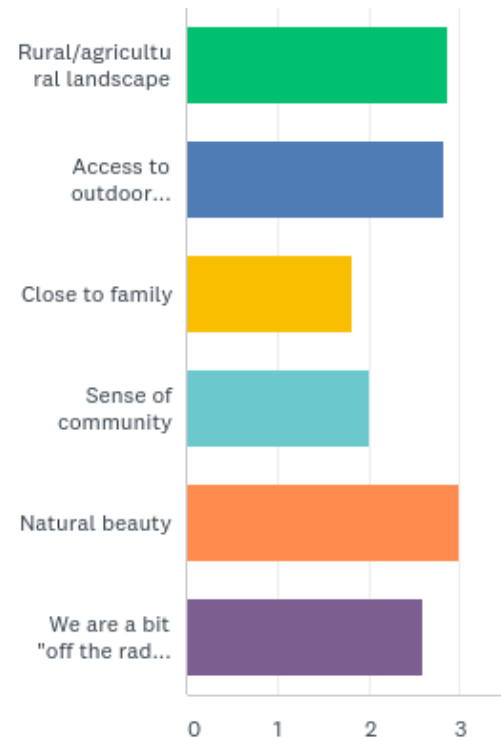
Total Responses

Date Created: Friday, August 25, 2017

Complete Responses: 9

Q1: What do you value most about living in or visiting the Craters of the Moon/Yale Peninsula area?

	DO NOT VALUE	VALUE A LITTLE	VALUE A LOT	TOTAL	WEIGHTED AVERAGE
Rural/agricultural landscape	0.00% 0	14.29% 1	85.71% 6	7	2.86
Access to outdoor recreation	0.00% 0	16.67% 1	83.33% 5	6	2.83
Close to family	50.00% 3	16.67% 1	33.33% 2	6	1.83
Sense of community	33.33% 2	33.33% 2	33.33% 2	6	2.00
Natural beauty	0.00% 0	0.00% 0	100.00% 6	6	3.00
We are a bit "off the radar" with not too much regulation	0.00% 0	40.00% 2	60.00% 3	5	2.60



Answered: 7 Skipped: 2

Q1 (open ended): Is there something else that you value?

Tell us!

- we have a ranch east of the craters
- Private Property Rights
- We have farms in the lower peninsula



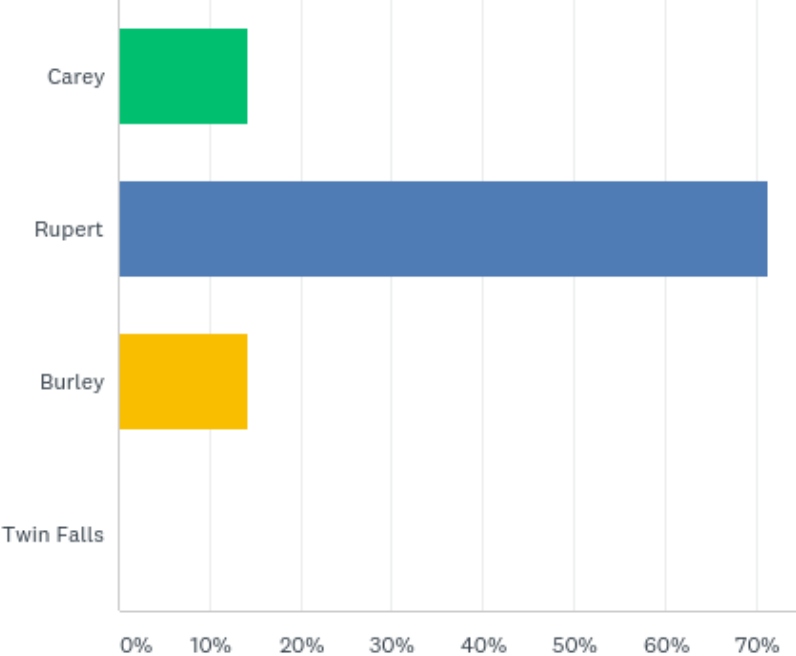
Q2: The Craters/Yale area is very remote from Blaine County's incorporated cities. What challenges do you experience being so far away from the County seat and the central part of the

- No services or Grocery Store close
- we have a ranch east of the craters and experience no benefit of Blaine County resources
- Time it takes to travel for business and shopping.
- Keeping property taxes at a level that reflect a rural, isolated, agricultural use. It is not the Wood River Valley.
- Our roads are not maintained adequately.
- none
- Road maintenance.



Q3: Where do you go for most of your goods and services?

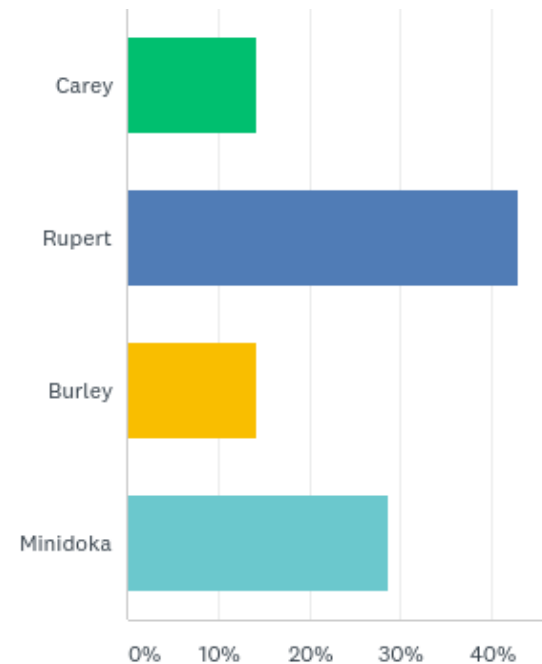
ANSWER CHOICES	RESPONSES
Carey	14.29%
Rupert	71.43%
Burley	14.29%
Twin Falls	0.00%
TOTAL	



Answered: 7 Skipped: 2

Q4: What city or town do you most identify with?

ANSWER CHOICES	RESPONSES	
Carey	14.29%	1
Rupert	42.86%	3
Burley	14.29%	1
Minidoka	28.57%	2
TOTAL		7



Answered: 7 Skipped: 2

Q5: What changes in your neighborhood over the last 5 to 10 years are you most proud of?

- People taking pride of ownership in their property
- better grass
- we live in the country
- Establishment of Craters of the Moon NM & P
- Improved road maintenance.
- Increased Productivity in Agriculture
- none
- Pivot installation on farms



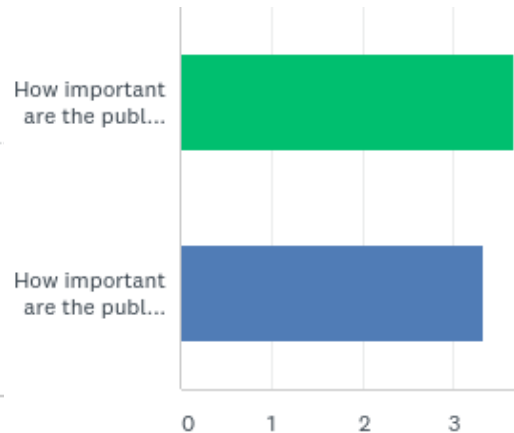
Q6: What changes in your neighborhood over the last 5 to 10 years concern you the most?

- 4x4 and off road traffic, no respect for land owners
- Continued economic downturns for farming and ranching.
- Water Issues
- We are mostly forgotten
- regulation
- The roads are falling apart



Q7: The Craters/Yale area is comprised mostly of public land. Please indicate the importance of the Craters of the Moon, Minidoka National Wildlife Area, and BLM lands.

	NOT AT ALL IMPORTANT	OF LITTLE IMPORTANCE	OF AVERAGE IMPORTANCE	VERY IMPORTANT	ABSOLUTELY ESSENTIAL	TOTAL	WEIGHTED AVERAGE
How important are the public lands to the character of the area?	0.00% 0	11.11% 1	33.33% 3	33.33% 3	22.22% 2	9	3.67
How important are the public lands to the economic well-being of the area?	11.11% 1	11.11% 1	33.33% 3	22.22% 2	22.22% 2	9	3.33

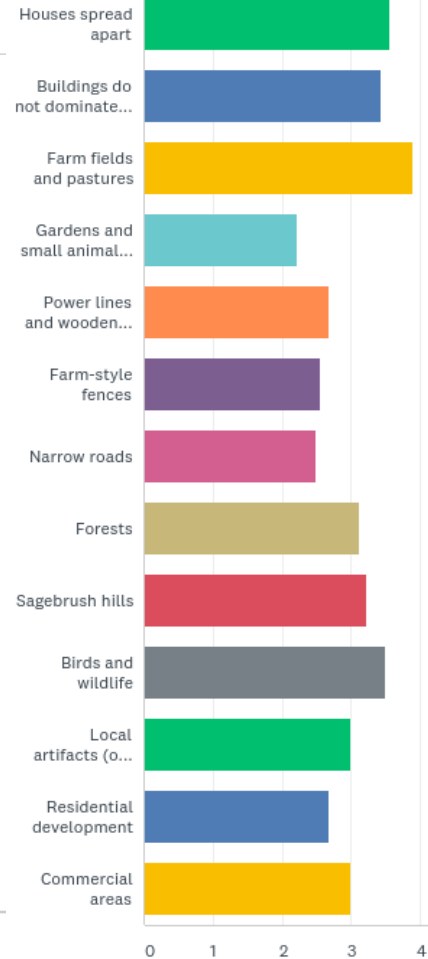


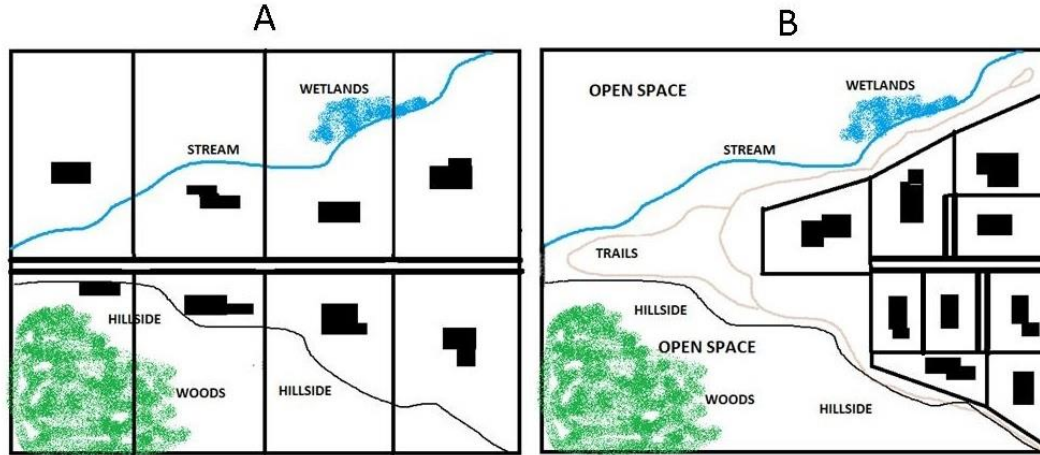
Answered: 9 Skipped: 0

Q8: In your ideal rural landscape, how important is it to have the following elements?

Answered: 9 Skipped: 0

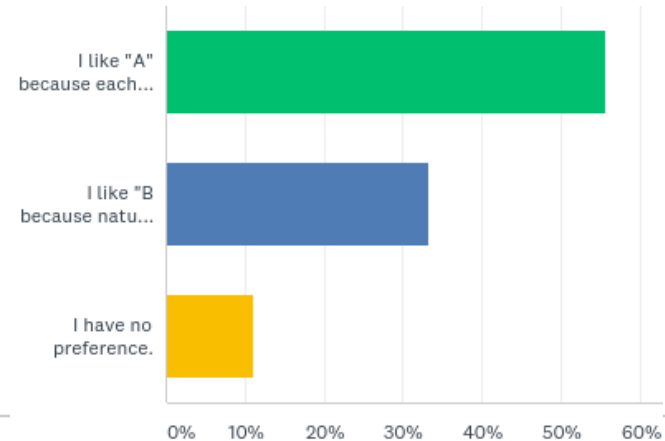
	NOT IMPORTANT AT ALL	OF LITTLE IMPORTANCE	OF AVERAGE IMPORTANCE	VERY IMPORTANT	ABSOLUTELY ESSENTIAL	TOTAL	WEIGHTED AVERAGE
Houses spread apart	11.11% 1	0.00% 0	44.44% 4	11.11% 1	33.33% 3	9	3.56
Buildings do not dominate the landscape	11.11% 1	11.11% 1	11.11% 1	55.56% 5	11.11% 1	9	3.44
Farm fields and pastures	11.11% 1	11.11% 1	0.00% 0	33.33% 3	44.44% 4	9	3.89
Gardens and small animals like chickens	44.44% 4	22.22% 2	11.11% 1	11.11% 1	11.11% 1	9	2.22
Power lines and wooden power poles	22.22% 2	22.22% 2	33.33% 3	11.11% 1	11.11% 1	9	2.67
Farm-style fences	0.00% 0	44.44% 4	55.56% 5	0.00% 0	0.00% 0	9	2.56
Narrow roads	12.50% 1	37.50% 3	37.50% 3	12.50% 1	0.00% 0	8	2.50
Forests	0.00% 0	33.33% 3	33.33% 3	22.22% 2	11.11% 1	9	3.11
Sagebrush hills	0.00% 0	22.22% 2	44.44% 4	22.22% 2	11.11% 1	9	3.22
Birds and wildlife	0.00% 0	12.50% 1	37.50% 3	37.50% 3	12.50% 1	8	3.50
Local artifacts (old signs, chainsaw bears, etc.)	11.11% 1	0.00% 0	66.67% 6	22.22% 2	0.00% 0	9	3.00
Residential development	0.00% 0	44.44% 4	44.44% 4	11.11% 1	0.00% 0	9	2.67
Commercial areas	0.00% 0	25.00% 2	50.00% 4	25.00% 2	0.00% 0	8	3.00





Q9: The two simple drawings above show alternative ways of developing land. Please indicate your impressions of each.

ANSWER CHOICES	RESPONSES
I like "A" because each home has a large lot and plenty of space around the house.	55.56% 5
I like "B" because natural areas are preserved and each house has access to the stream, woods and hillside.	33.33% 3
I have no preference.	11.11% 1
TOTAL	9



Q10: Sustainability is a popular theme in land use planning. A frequently quoted definition of sustainable development is “development that meets the needs of the present without compromising the ability of future generations to meet their own needs.” What does "sustainable land use" mean to you?

2 respondents agreed with the quoted definition.

Other responses are shown under three main categories:

Conservation/active management

- Using land and resources in such a way that only minor adjustments are needed in order for resource to continually function.
- Property owners making decisions regarding the use of their property that permit the property to be productive on an ongoing basis.

Preservation/"leave as is"

- Preserving the natural environment (streams and open spaces) and keeping public ownership. Guaranteed access by the public is very important.

Misc.

- no neighbors
- Economically sustainable

Q11: Please tell us a little about yourself.

What year were you born?

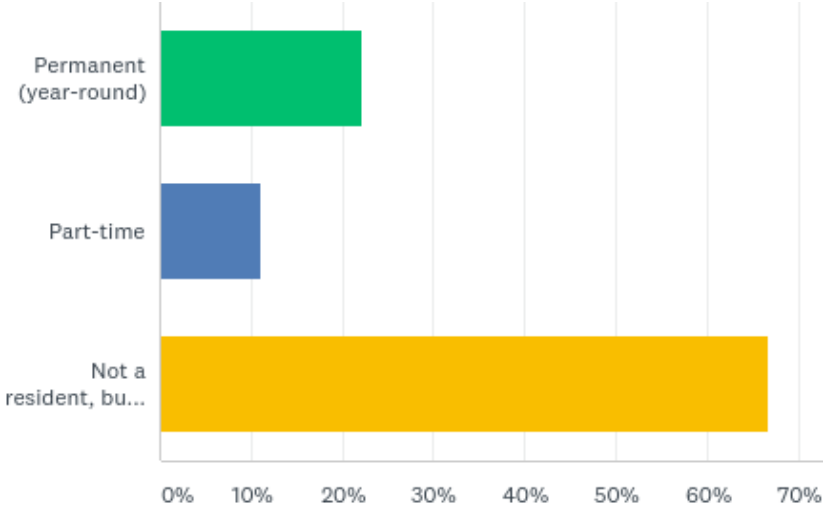
- 1944
- 1949
- 1951
- 1953
- 1957
- 1958
- 1961
- 1961



Grew up in Minidoka area.

Q12: Are you a resident of the Craters of the Moon/Yale Peninsula area?

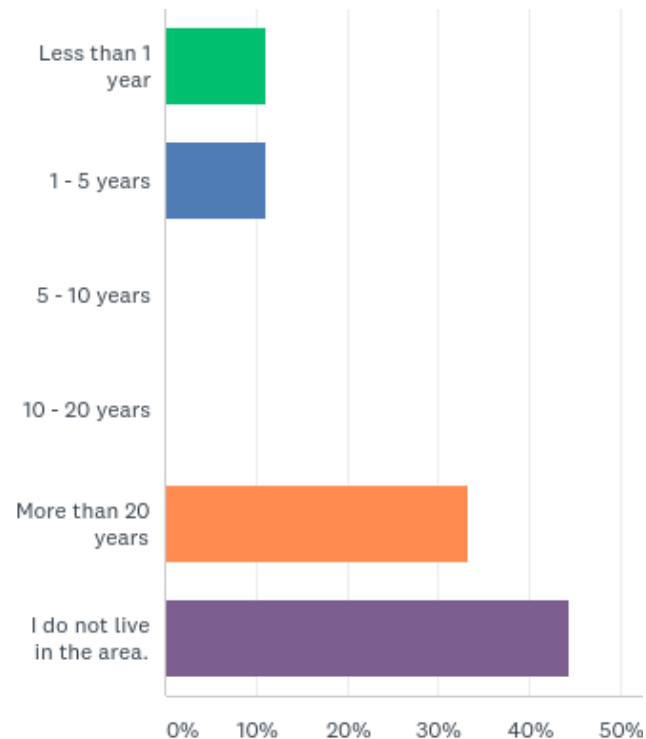
ANSWER CHOICES	RESPONSES	
Permanent (year-round)	22.22%	2
Part-time	11.11%	1
Not a resident, but a property owner.	66.67%	6
TOTAL		9



Answered: 9 Skipped: 0

Q13: How many years have you lived (even part-time) in this area?

ANSWER CHOICES	RESPONSES	
Less than 1 year	11.11%	1
1 - 5 years	11.11%	1
5 - 10 years	0.00%	0
10 - 20 years	0.00%	0
More than 20 years	33.33%	3
I do not live in the area.	44.44%	4
TOTAL		9



Answered: 9 Skipped: 0