

**Blaine County
Fiscal Year 2023 Kinds & Levels Chart**

Pay Grade	Treasurer Assessor Commissioners Human Resources Administrative Services
16	County Administrator
15	
14	
13	
12	Treasurer (EO) Assessor (EO) Commissioners (EO) Administrative Services Director
11	Administrative Services Manager
10	Chief Deputy Treasurer Chief Deputy Assessor GIS Analyst/Disaster Services Coordinator Human Resources Generalist III
9	Appraiser IV Human Resources Generalist II Administrative Services Supervisor – Outreach and Education Specialist
8	Appraiser III Appraiser III – GIS Certified Mapping Clerk Human Resources Generalist I Administrative Services – Department Support Specialist III Administrative Services – Grants and Procurement Specialist III Administrative Services – Outreach and Education Specialist III Administrative Services – Commissioners’ Assistant III
7	Deputy Treasurer II Appraiser II Deed Processing Specialist II/Mapper Administrative Services – Department Support Specialist II Administrative Services – Grants and Procurement Specialist II Administrative Services – Outreach and Education Specialist II Administrative Services – Commissioners’ Assistant II
6	Deputy Treasurer I Deed Processing Specialist I Personal Property Appraiser Appraiser I Administrative Services – Department Support Specialist I Administrative Services – Grants and Procurement Specialist I Administrative Services – Outreach and Education Specialist I Administrative Services – Commissioners’ Assistant I Administrative Services – Floating Department Support Specialist
5	Motor Vehicle/Driver’s License Specialist
4	
1-3	

Note: Chart does not include Emergency Communications and Sheriff’s Office non-exempt positions; see separate charts for those positions. (EO) Denotes Elected Official.

Blaine County
Fiscal Year 2023 Kinds & Levels Chart

Pay Grade	Clerk/Auditor/Recorder Courts Elections
16	
15	
14	
13	Clerk/Auditor/Recorder (EO)
12	Chief Deputy Auditor/Recorder Chief Deputy Clerk of the Court
11	Budget and Finance Analyst
10	
9	Payroll/Insurance Specialist III Deputy Clerk/Auditor/Recorder Specialist IV Court Operations Supervisor Specialty Court Coordinator Law Clerk Elections Supervisor
8	Payroll/Insurance Specialist II Clerk/Auditor/Recorder – Accounts Payable Specialist III Clerk/Auditor/Recorder – Accounts Receivable Specialist III Grants, Elections, & County Services Specialist III Deputy Clerk/Auditor/Recorder Specialist III Court Operations Specialist III Jury Commissioner III/Court Operations Specialist III/Interpreter III
7	Deputy Recorder Payroll/Insurance Specialist I Clerk/Auditor/Recorder – Accounts Payable Specialist II Clerk/Auditor/Recorder – Accounts Receivable Specialist II Grants, Elections, & County Services Specialist II Deputy Clerk/Auditor/Recorder Specialist II Court Operations Specialist II Jury Commissioner II/Court Operations Specialist II/Interpreter II
6	Clerk/Auditor/Recorder – Accounts Payable Specialist I Clerk/Auditor/Recorder – Accounts Receivable Specialist I Clerk/Auditor/Recorder Secretary III Accounts Receivable Specialist I Grants, Elections, & County Services Specialist I Deputy Clerk/Auditor/Recorder Specialist I Court Operations Specialist I Jury Commissioner I/Court Operations Specialist I/Interpreter I
5	
4	Elections Clerk
1-3	

Note: Chart does not include Emergency Communications and Sheriff's Office non-exempt positions; see separate charts for those positions. (EO) Denotes Elected Official.

Blaine County
Fiscal Year 2023 Kinds & Levels Chart

Pay Grade	Prosecuting Attorney Public Defender Coroner Probation Sheriff's Office Emergency Communications
16	Prosecuting Attorney (EO) Chief Public Defender
15	Chief Deputy Prosecuting Attorney Sheriff (EO)
14	Chief Deputy Sheriff
13	Deputy Prosecuting Attorney – Felony II Deputy Public Defender Patrol Captain Detention Captain
12	Deputy Prosecuting Attorney – Misdemeanor Deputy Prosecuting Attorney – Felony I Deputy Prosecuting Attorney – Civil Chief Probation Officer Emergency Communications Director
11	Coroner (EO) Emergency Communications Deputy Director
10	Probation Officer III
9	Prosecuting Attorney Legal Secretary III Public Defender Legal Secretary III Probation Officer II
8	Prosecuting Attorney Legal Secretary II Prosecuting Attorney Administrative Specialist III Public Defender Legal Secretary II Public Defender Administrative Specialist III RMS/CAD Manager Sheriff's Administrative Support Specialist – Civil Administrator III Sheriff's Administrative Support Specialist – Detention Administrative Specialist III Sheriff's Administrative Support Specialist – Ketchum Police Division Administrative Specialist III Sheriff's Administrative Support Specialist – Records and Evidence Administrator III Sheriff's Administrative Support Specialist – Sheriff's Office Administrative Specialist III Probation Officer I
7	Prosecuting Attorney Legal Secretary I Victim Witness Coordinator/Legal Secretary Prosecuting Attorney Administrative Specialist II Public Defender Legal Secretary I Public Defender Administrative Specialist II Sheriff's Administrative Support Specialist – Civil Administrator II Sheriff's Administrative Support Specialist – Detention Administrative Specialist II Sheriff's Administrative Support Specialist – Ketchum Police Division Administrative Specialist II Sheriff's Administrative Support Specialist – Records and Evidence Administrator II Sheriff's Administrative Support Specialist – Sheriff's Office Administrative Specialist II Animal Control Officer Probation Administrative Specialist II
6	Prosecuting Attorney Administrative Specialist I Public Defender Administrative Specialist I Sheriff's Administrative Support Specialist – Civil Administrator I Sheriff's Administrative Support Specialist – Detention Administrative Specialist I Sheriff's Administrative Support Specialist – Ketchum Police Division Administrative Specialist I Sheriff's Administrative Support Specialist – Records and Evidence Administrator I Sheriff's Administrative Support Specialist – Sheriff's Office Administrative Specialist I Central Control Operator Probation Administrative Specialist I
5	Driver's License/Motor Vehicle Specialist
4	
1-3	

**Blaine County
Fiscal Year 2023 Kinds & Levels Chart**

Note: Chart does not include Emergency Communications and Sheriff's Office non-exempt positions; see separate charts for those positions. (EO) Denotes Elected Official.

Pay Grade	Land Use & Building Services (LUBS) Information Technology (IT) Geographic Information Systems (GIS)	Noxious Weeds Road & Bridge Facilities Sustainability & Recycling
16		
15		
14		
13		
12	LUBS Director IT Director	Road & Bridge Manager
11	LUBS Deputy Director Certified Building Official IT Security & Network Engineer IT Enterprise Architect GIS Manager	Facilities Manager Sustainability Manager
10	IT Analyst III GIS Analyst III	Noxious Weeds Superintendent Road & Bridge Supervisor
9	Building Inspector II/Plans Examiner Code Compliance Specialist/Floodplain Manager Planner II Zoning Specialist II IT Analyst II GIS Analyst II	Transportation Technician III Equipment Mechanic III Facilities Maintenance Technician III
8	Building Inspector I/Plans Examiner Planner I Zoning Specialist I IT Analyst I GIS Analyst I	Transportation Technician II Equipment Mechanic II Facilities Maintenance Technician II Recycle Center Supervisor
7		Sprayer/Equipment Operator Transportation Technician I Equipment Mechanic I Facilities Maintenance Technician I Recycle Center Equipment Operator
6	Building Services Administrative Specialist/Permit Technician Land Use Administrative Specialist	
5		
4		
1-3		

Note: Chart does not include Emergency Communications and Sheriff's Office non-exempt positions; see separate charts for those positions. (EO) Denotes Elected Official.

Blaine County Salary Schedule - Fiscal Year 2023 - Hourly Rates

Pay Grade ↓	Range Minimum	Market Point ↓			Range Maximum ↓
Pay Grade	Range Minimum	Market Range			Range Maximum
16	\$66.47	\$70.46	\$77.51	\$85.26	\$93.01
15	\$59.35	\$62.91	\$69.20	\$76.12	\$83.04
14	\$52.99	\$56.17	\$61.79	\$67.97	\$74.15
13	\$47.31	\$50.15	\$55.17	\$60.69	\$66.20
12	\$42.24	\$44.78	\$49.26	\$54.18	\$59.11
11	\$37.72	\$39.98	\$43.98	\$48.38	\$52.78
10	\$33.68	\$35.70	\$39.27	\$43.19	\$47.12
9	\$30.07	\$31.87	\$35.06	\$38.57	\$42.07
8	\$26.85	\$28.46	\$31.30	\$34.43	\$37.56
7	\$23.97	\$25.41	\$27.95	\$30.75	\$33.54
6	\$22.20	\$23.53	\$25.88	\$28.47	\$31.06
5	\$20.55	\$21.78	\$23.96	\$26.36	\$28.76
4	\$19.03	\$20.17	\$22.19	\$24.41	\$26.63
3	\$17.62	\$18.68	\$20.54	\$22.60	\$24.65
2	\$16.31	\$17.29	\$19.02	\$20.92	\$22.83
1	\$15.11	\$16.01	\$17.61	\$19.37	\$21.14

Chart Notes:

Range width is approximately 40%

Shaded block represents control point for survey data

Effective Date: 10/1/2022

Developed by BDPA, Inc. and Blaine County

Blaine County Salary Schedule - Fiscal Year 2023 - Annual Rates




Pay Grade 	Market Point 			Range Maximum 	
Pay Grade	Range Minimum	Market Range		Range Maximum	
16	\$138,264	\$146,560	\$161,216	\$177,337	\$193,459
15	\$123,450	\$130,857	\$143,943	\$158,337	\$172,731
14	\$110,223	\$116,837	\$128,520	\$141,372	\$154,224
13	\$98,414	\$104,318	\$114,750	\$126,225	\$137,700
12	\$87,869	\$93,141	\$102,455	\$112,701	\$122,947
11	\$78,455	\$83,162	\$91,478	\$100,626	\$109,774
10	\$70,049	\$74,252	\$81,677	\$89,845	\$98,012
9	\$62,544	\$66,296	\$72,926	\$80,218	\$87,511
8	\$55,842	\$59,193	\$65,112	\$71,624	\$78,135
7	\$49,859	\$52,851	\$58,136	\$63,950	\$69,763
6	\$46,166	\$48,936	\$53,830	\$59,213	\$64,596
5	\$42,746	\$45,311	\$49,842	\$54,826	\$59,811
4	\$39,580	\$41,955	\$46,150	\$50,765	\$55,380
3	\$36,648	\$38,847	\$42,732	\$47,005	\$51,278
2	\$33,933	\$35,969	\$39,566	\$43,523	\$47,480
1	\$31,420	\$33,305	\$36,636	\$40,299	\$43,963

Chart Notes:

Range width is approximately 40%

Shaded block represents control point for survey data

Effective Date: 10/1/2022

Developed by BDPA, Inc. and Blaine County

Blaine County Sheriff's Office
Fiscal Year 2023 Salary Schedule
POST Certified Non-Exempt Positions Only

Pay Grade	Position	Range Minimum	Market Range			Range Maximum
12	Lieutenant/Ketchum Police Chief	\$42.05	\$44.58	\$49.03	\$53.94	\$58.84
11	Sergeant/Detective	\$38.23	\$40.52	\$44.58	\$49.03	\$53.49
10	Corporal	\$34.75	\$36.84	\$40.52	\$44.58	\$48.63
9	Patrol Deputy/Detention Deputy/Bailiff	\$32.79	\$34.75	\$38.23	\$42.05	\$45.88
Shift Differential		Specialty Pay		POST Certification Incentive		
Swing Shift = \$.50/hour		NET = \$0.50/hour		Basic = \$100 gift card		
Graveyard Shift = \$1.00/hour		Bi-Lingual = \$0.50/hour		Intermediate = \$250 gift card		
Lateral Pay Scale		Certified Instructor = \$0.50/hour		Advanced = \$400 gift card		
1 to 4.9 yrs: \$34.10		Max of \$1.00/hour		Supervisor = \$500 gift card		
5 to 9.9 yrs: \$35.46		Field Traing Officer (FTO) Pay		Master/Management = \$650 gift card		
10+ yrs: \$36.88		FTO Pay = \$2.50/hour				
Chart Notes:						
Range width is approximately 40%						
Shaded block represents control point for survey data						

NOTE:

Shift Differential, FTO Pay, Specialty Pay and POST Certification Incentive elements all go into effect pay period of 10/28/2018

Effective Date: 10/1/2022

**Blaine County Emergency Communications
Fiscal Year 2023 Salary Schedule
Emergency Communications Officer (ECO) Non-Exempt Positions Only**

Pay Grade	Position	Range Minimum	Market Range		Range Maximum	
10	Emergency Communications Supervisor	\$37.65	\$39.91	\$43.90	\$48.29	\$52.68
9+CTO	Certified Training Officer (CTO)	\$35.64	\$37.77	\$41.55	\$45.71	\$49.86
9	Emergency Communications Officer (ECO) III	\$33.62	\$35.64	\$39.20	\$43.12	\$47.04
8	Emergency Communications Officer (ECO) II	\$30.02	\$31.82	\$35.00	\$38.50	\$42.00
7	Emergency Communications Officer (ECO) I	\$26.80	\$28.41	N/A	N/A	N/A
Shift Differential Swing Shift = \$.50/hour Graveyard Shift = \$1.00/hour		Specialty Pay Assistant ILETS TAC = \$.50/hour ILETS TAC = \$1.00/hour Certified Instructor = \$.50/hour Bi-Lingual = \$.50/hour Max of \$1.00/hour		POST Certification Incentive Basic = \$100 gift card Intermediate = \$250 gift card Advanced = \$400 gift card Supervisor = \$500 gift card Master = \$650 gift card		
Chart Notes: Range width is approximately 40% Shaded block represents control point for survey data						

Effective Date: 10/1/2022